


Performance Notes:


Each accidental is valid for the whole measure, repeated accidentals serve only as a reminder.

 very intense crescendo, then immediately return to the starting dynamics.


Strings

s.t. / s.p sul tasto / sul ponticello

con legno
batt.



bow-gliss. (ord. to s.p., simultaneously cover all strings with the left hand), con legno batt. (left hand remains in the same position)



play with bow on the III and IV string, simultaneously play tremolo in the l.h. (in the given position, half pressed); change the bow position gradually

String preparations

Put on the indicated strings the small wooden clip (near the bridge), so that when playing pizz. a soft gong-like sound is heard without rattling. (Composer will bring the wooden brackets to the rehearsal).

Winds

flz. Flutter tonguing

 play the tone with plenty of air

U (Flote) play with airy sound and a small distance from the mouthpiece.